




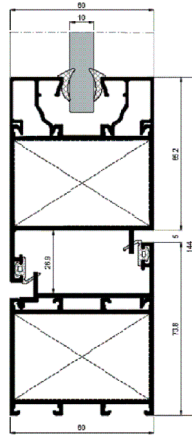

**Alüminyum Mimari Sistemler**  
Aluminium Architectural Systems

## **MİMARİ KATALOG** ARCHITECTURAL CATALOGUE

**Alüminyum Kapı Pencere ve Giydirme Cephe Sistemleri**  
Aluminium Door Window and Facade Systems



# RW60



## TEKNİK ÖZELLİKLER / TECHNICAL PROPERTIES

<b>KASA DERİNLİĞİ / FRAME DEPTH</b>	60 mm
<b>KANAT DERİNLİĞİ / VENT DEPTH</b>	60 mm
<b>PROFİL ET KALINLIĞI / PROFILE WALL THICKNESS</b>	1,4 / 1,6 mm
<b>MAKS. CAM KALINLIĞI / MAX. GLASS THICKNESS</b>	36 mm

## KULLANIM SEÇENEKLERİ / APPLICATION ALTERNATIVES

	<b>KAPI DOOR</b>	<b>PENCERE WINDOW</b>
<b>İÇE AÇILIR HEMİYÜZ KAPI / INWARD OPENING COPLANAR DOOR</b>	•	
<b>DIŞA AÇILIR HEMİYÜZ KAPI / OUTWARD OPENING COPLANAR DOOR</b>	•	
<b>ÇARPMA KAPI / SWINGING DOOR</b>	•	

# MİMARİ KATALOG

## ARCHITECTURAL CATALOGUE

Alüminyum Kapı Pencere ve Giydirme Cephe Sistemleri  
Aluminium Door Window and Facade Systems

# RW60

PROFİLLER

PROFILES

01

02

03

04

05

06

07


08

09

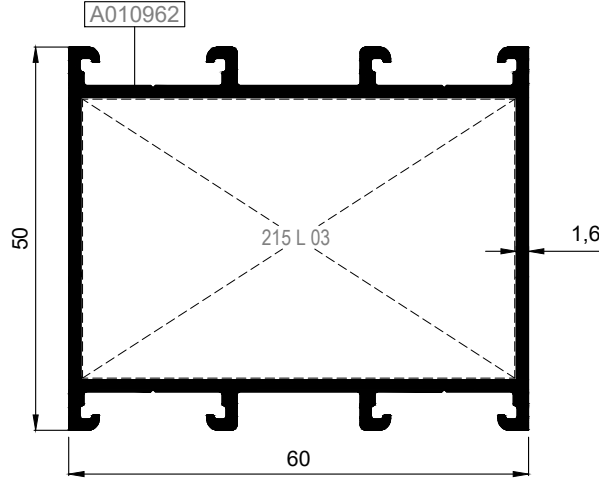
10

11

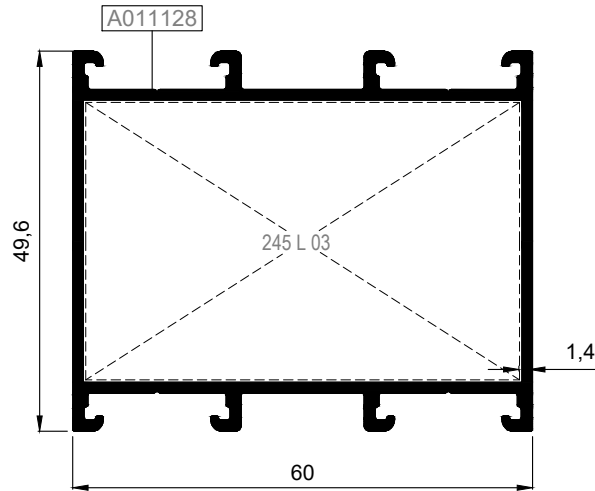
12


KOD / CODE	AĞIRLIK (kg/m) / WEIGHT	Jxx cm <sup>4</sup>	Jyy cm <sup>4</sup>	L m	
RW60 F 02	1,102	20,215	13,491	6	
RW60 F 06	0,997	18,287	12,290	6	

RW60 F 02



RW60 F 06

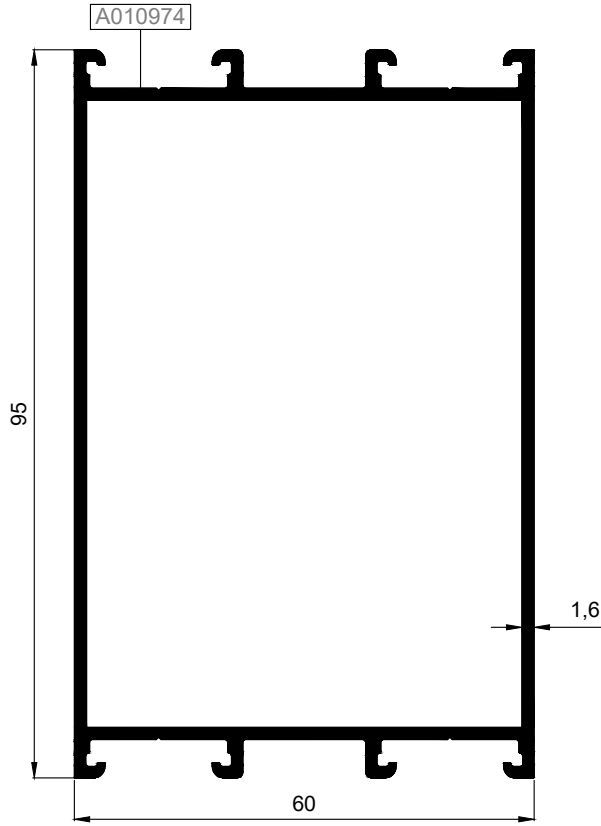


Nr		 L m	KESİM ÖLÇÜSÜ CUTTING SIZE	 AKS. KODU ACS. CODE
RW60 F 02	A010962	25 L 03 (A002021)	56,5 mm	215 L 03
RW60 F 06	A011128	25 L 03 (A002021)	56,8 mm	245 L 03

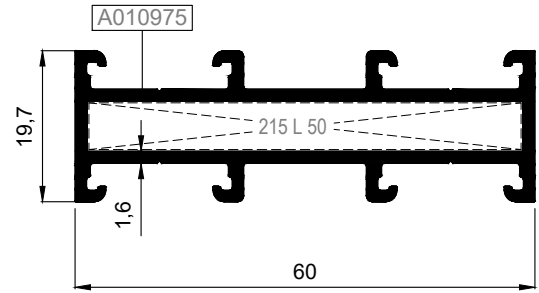


KOD / CODE	AĞIRLIK (kg/m) / WEIGHT	Jxx cm <sup>4</sup>	Jyy cm <sup>4</sup>	L m	
RW60 F 03	1,492	32,496	67,929	6	
RW60 F 04	0,839	11,946	0,923	6	
RW60 F 05	1,912	128,959	27,984	6	

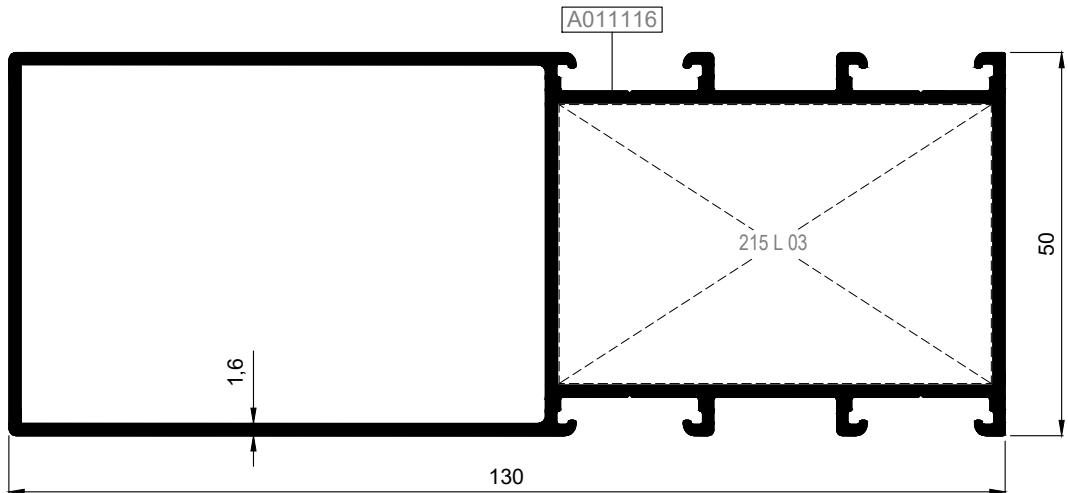
RW60 F 03



RW60 F 04



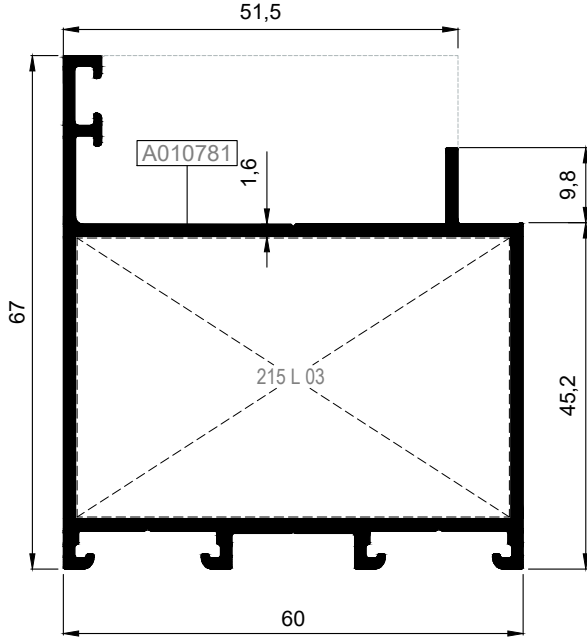
RW60 F 05



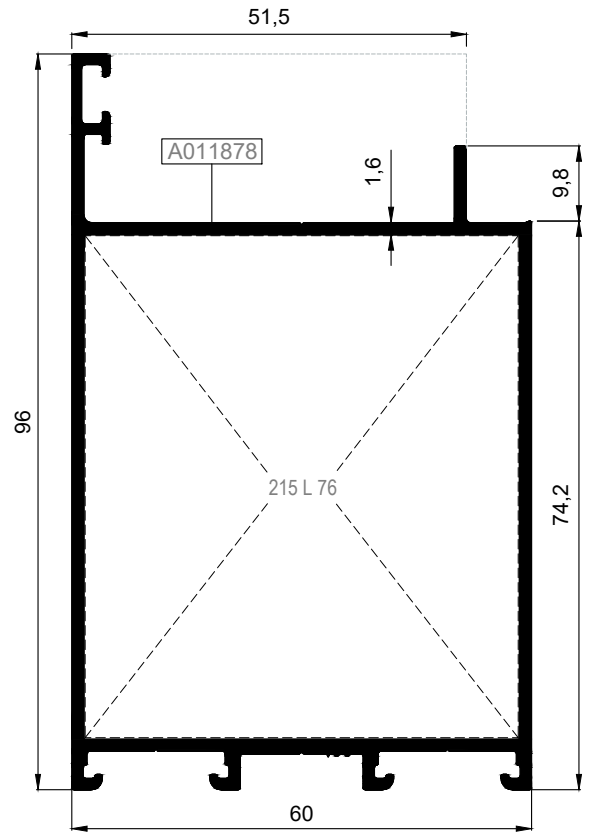
Nr		L m	KESİM ÖLÇÜSÜ CUTTING SIZE	AKS. KODU ACS. CODE
RW60 F 04	A010975	25 L 50 (A010838)	56,5 mm	215 L 50
RW60 F 05	A011116	25 L 03 (A002021)	56,5 mm	215 L 03

KOD / CODE	AĞIRLIK (kg/m) / WEIGHT	Jxx cm <sup>4</sup>	Jyy cm <sup>4</sup>	L m	
RW60 V 01	1,162	22,715	18,319	6	
RW60 V 03	1,047	20,198	15,788	6	
RW60 V 04	1,409	49,740	30,233	6	

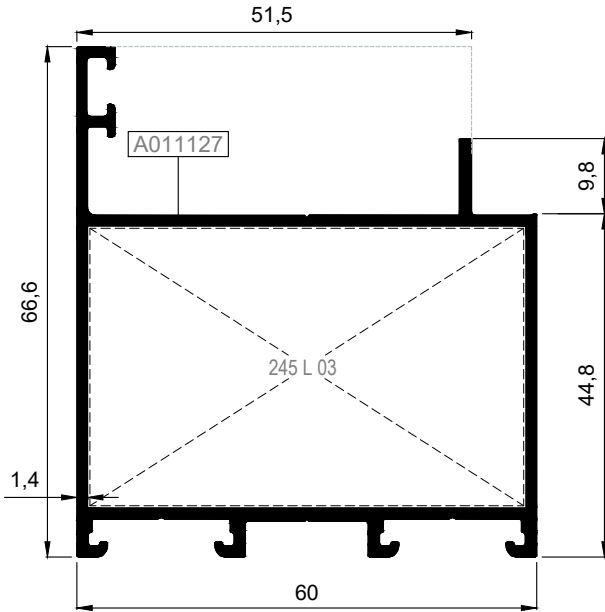
RW60 V 01




RW60 V 04



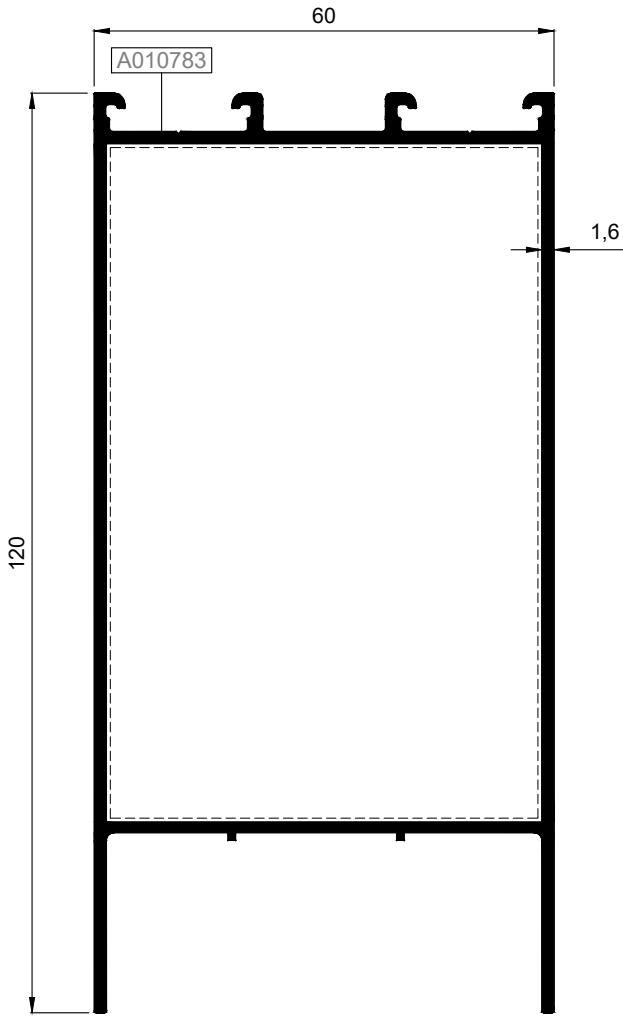
RW60 V 03



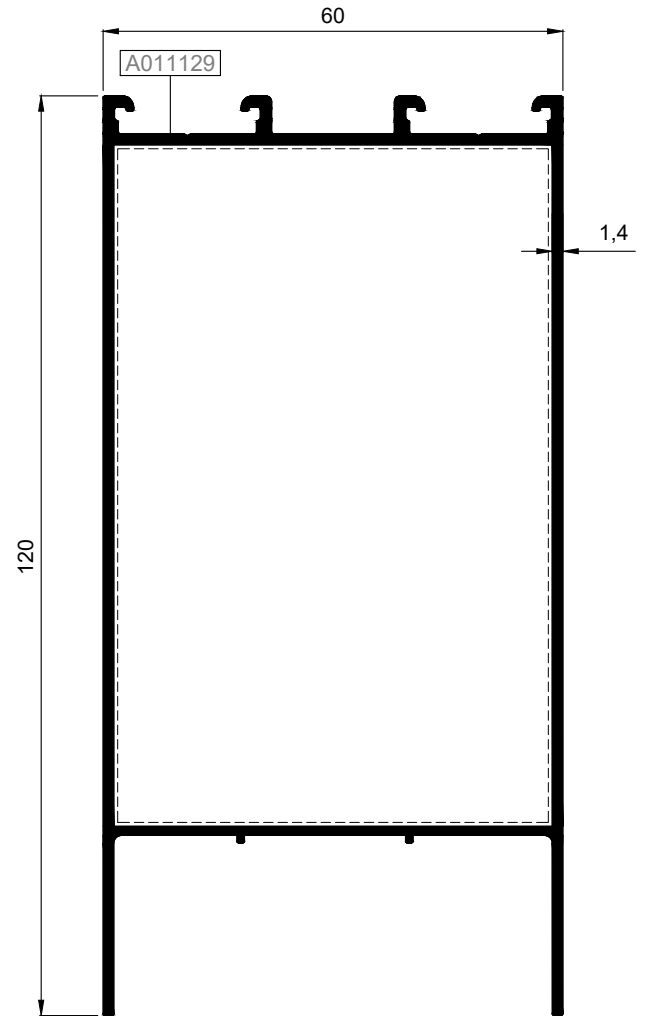
Nr		L m	KESİM ÖLÇÜSÜ CUTTING SIZE	AKS. KODU ACS. CODE
RW60 V 01	A010781	25 L 03 (A002021)	56,5 mm	215 L 03
RW60 V 03	A011127	25 L 03 (A002021)	56,8 mm	245 L 03
RW60 V 04	A011878	25 L 76 (A011915)	56,5 mm	215 L 76

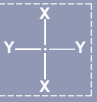
KOD / CODE	AĞIRLIK (kg/m) / WEIGHT	Jxx cm <sup>4</sup>	Jyy cm <sup>4</sup>	L m	
RW60 K 01	1,597	38,220	91,648	6	
RW60 K 02	1,414	33,947	81,855	6	

RW60 K 01




RW60 K 02

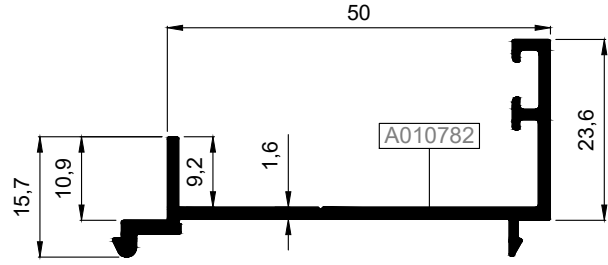


KOD / CODE	AĞIRLIK (kg/m) / WEIGHT	Jxx cm4	Jyy cm4	L m	
RW60 K 03	1,741	42,069	124,474	6	
RW60 A 01	0,431	----	----	6	
RW60 A 04	1,166	----	----	6	
RW60 A 05	0,706	----	----	6	
RW60 A 06	0,576	----	----	6	
RW60 A 09	0,301	----	----	6	
T55 A 13	0,220	----	----	6	

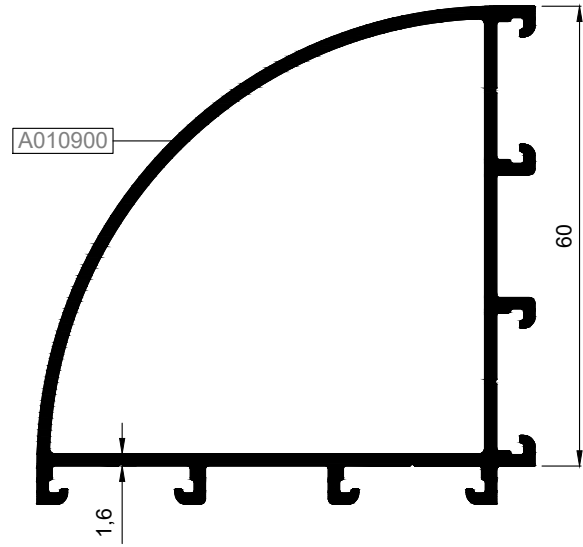
RW60 K 03




RW60 A 01



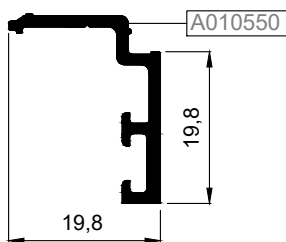
RW60 A 04



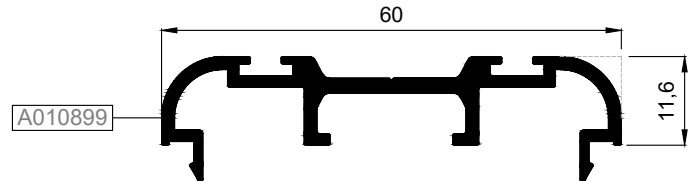
RW60 A 05



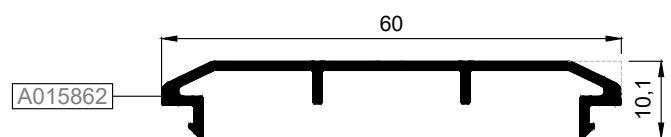
T55 A 13



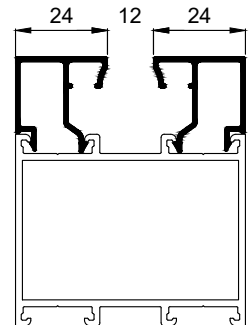
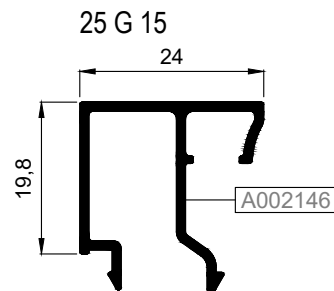
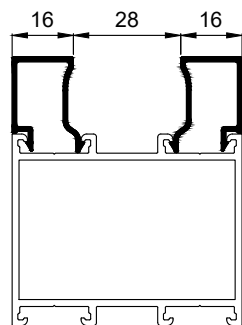
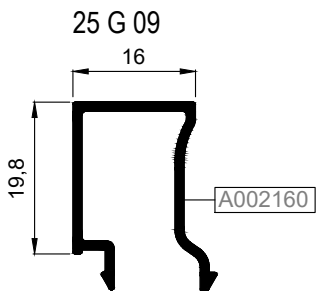
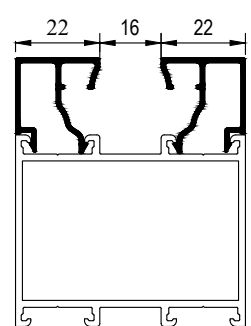
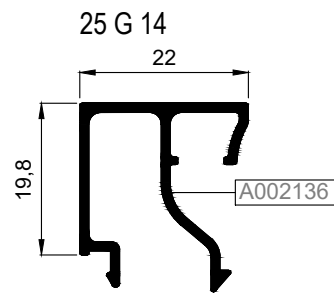
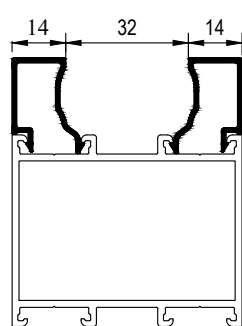
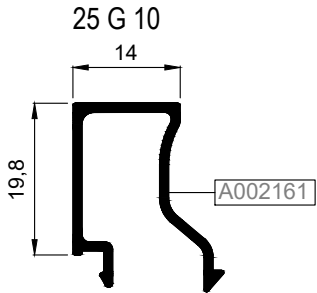
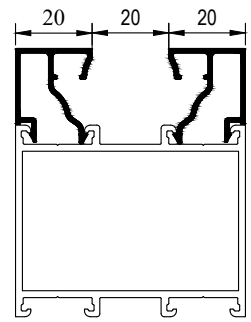
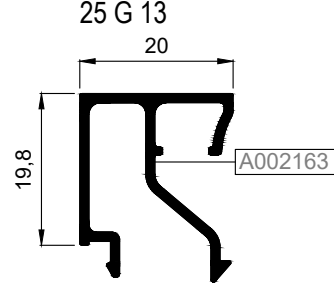
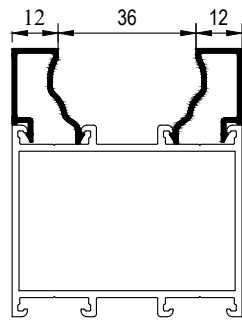
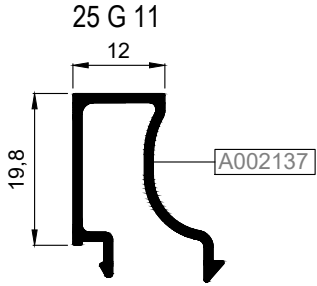
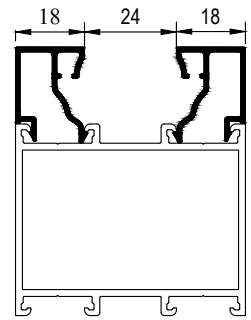
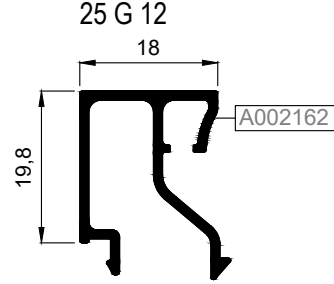
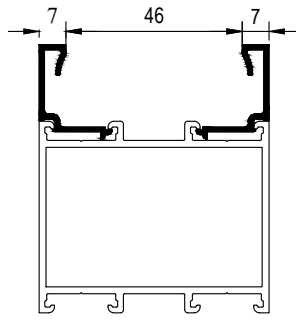
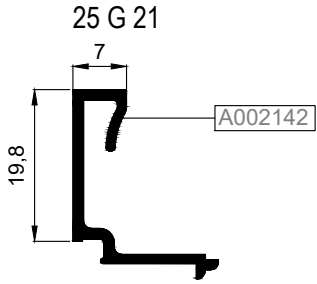
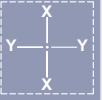
RW60 A 06



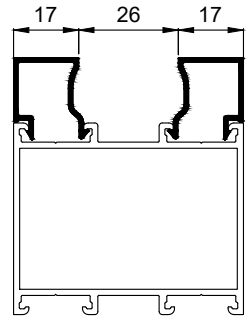
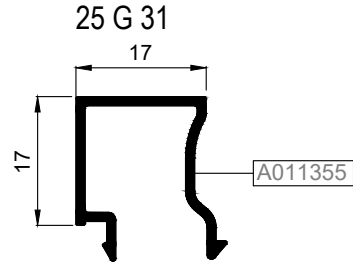
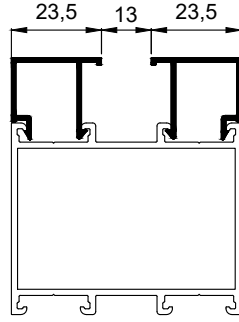
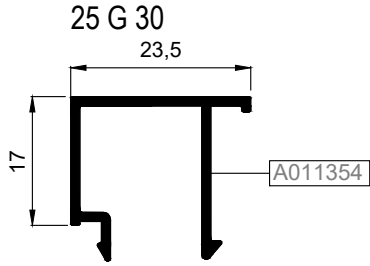
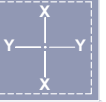
RW60 A 09



KOD / CODE	AĞIRLIK (kg/m) / WEIGHT	L m	KOD / CODE	AĞIRLIK (kg/m) / WEIGHT	L m
25 G 21	0,196	6	25 G 13	0,278	6
25 G 11	0,224	6	25 G 14	0,280	6
25 G 10	0,225	6	25 G 15	0,282	6
25 G 09	0,229	6	25 G 16	0,285	6
25 G 12	0,270	6	25 G 17	0,289	6



KOD / CODE	AĞIRLIK (kg/m) / WEIGHT	L m	KOD / CODE	AĞIRLIK (kg/m) / WEIGHT	L m
25 G 30	0,229	6			
25 G 31	0,209	6			



PROFİL KODU (PROFILE CODE)	25 L 03	25 L 50	25 L 76	
FABRİKA KODU(FACTORY CODE)	A002021	A010838	A011915	
AĞIRLIK (WEIGHT)	4,315 kg/m	1,748 kg/m	9,507 kg/m	
ÇİZİM (DRAWING)				

PROFİL KODU (PROFILE CODE)	RW60 A 08			
FABRİKA KODU(FACTORY CODE)	A010976			
AĞIRLIK (WEIGHT)	0,967 kg/m			
ÇİZİM (DRAWING)				

KÖŞE TAKOZLARI (CORNER CLEAT)				
Nr		L m	KESİM ÖLÇÜSÜ CUTTING SIZE	AKS. KODU ACS. CODE
RW60 F 02	A010962	25 L 03 (A002021)	56,5 mm	215 L 03
RW60 F 04	A010975	25 L 50 (A010838)	56,5 mm	215 L 50
RW60 F 05	A011116	25 L 03 (A002021)	56,5 mm	215 L 03
RW60 F 06	A011128	25 L 03 (A002021)	56,8 mm	245 L 03
RW60 V 01	A010781	25 L 03 (A002021)	56,5 mm	215 L 03
RW60 V 03	A011127	25 L 03 (A002021)	56,8 mm	245 L 03
RW60 V 04	A011878	25 L 76 (A011915)	56,5 mm	215 L 76

ORTA KAYIT BAĞLANTI (MULLION CONNECTION PIECE)				
Nr		L m	KESİM ÖLÇÜSÜ CUTTING SIZE	
RW60 F 02	A010962	RW60 A 08 (A010976)	36,5 mm	
RW60 F 03	A010974	RW60 A 08 (A010976)	81,5 mm	
RW60 F 04	A010975	RW60 A 08 (A010976)	6,2 mm	
RW60 F 05	A011116	RW60 A 08 (A010976)	36,5 mm	
RW60 F 06	A011128	RW60 A 08 (A010976)	36,5 mm	
RW60 K 01	A010783	RW60 A 08 (A010976)	88,2 mm	
RW60 K 02	A011129	RW60 A 08 (A010976)	88,6 mm	
Rw60 K 03	A011879	RW60 A 08 (A010976)	101,1 mm	

STOKTA BULUNAN SİSTEM PROFİLLERİNİN LİSTESİ  
(LIST OF SYSTEM PROFILES IN STOCK)

Nr	MIN. SİPARİŞ MİKTARI MIN. ORDER QUANTITY	
RW60 F 02	A010962	75 kg
RW60 F 03	A010974	75 kg
RW60 F 04	A010975	75 kg
RW60 F 06	A011128	75 kg
RW60 V 01	A010781	75 kg
RW60 V 03	A011127	75 kg
RW60 K 01	A010783	75 kg
RW60 K 02	A011129	75 kg
RW60 A 01	A010782	75 kg
RW60 A 04	A010900	75 kg
RW60 A 05	A010898	75 kg
RW60 A 06	A010899	75 kg
RW60 A 08	A010976	75 kg

\* STOKTA BULUNMAYAN TÜM PROFİLLER İÇİN MİNİMUM SİPARİŞ MİKTARI 300 KG'DIR.  
MINIMUM ORDER QUANTITY FOR ALL THE PROFILES THAT ARE NOT IN STOCK IS 300 KG.

# MİMARİ KATALOG

## ARCHITECTURAL CATALOGUE

Alüminyum Kapı Pencere ve Giydirme Cephe Sistemleri  
Aluminium Door Window and Facade Systems

# RW60

DETAYLAR

DETAILS

01

02

03

04

05

06

07

08

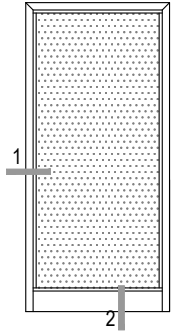
09

10

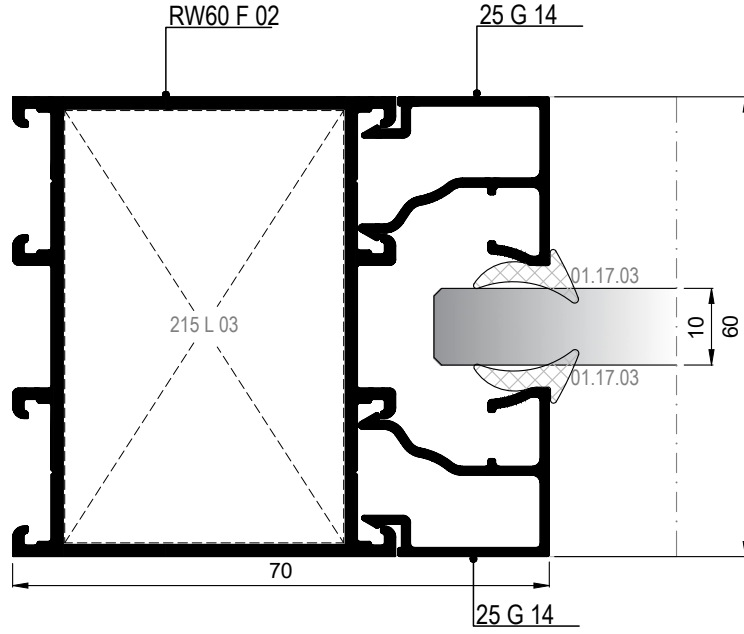
11

12

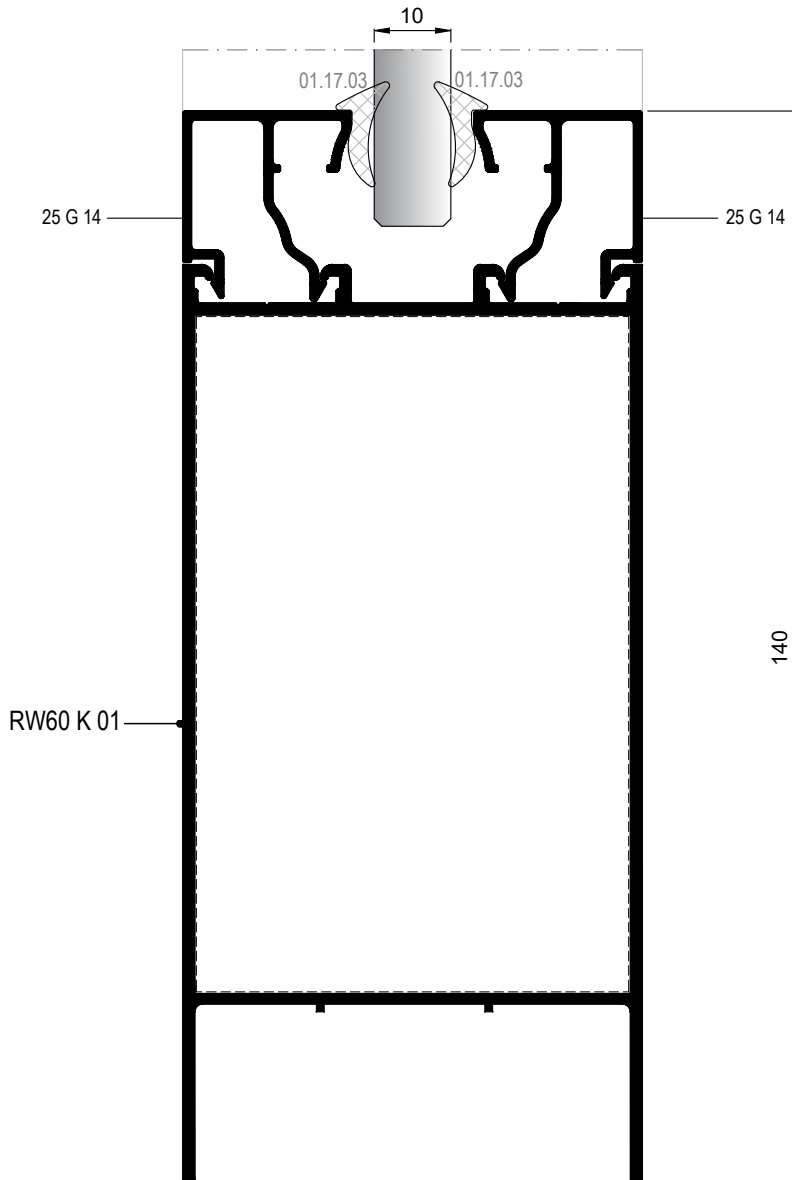


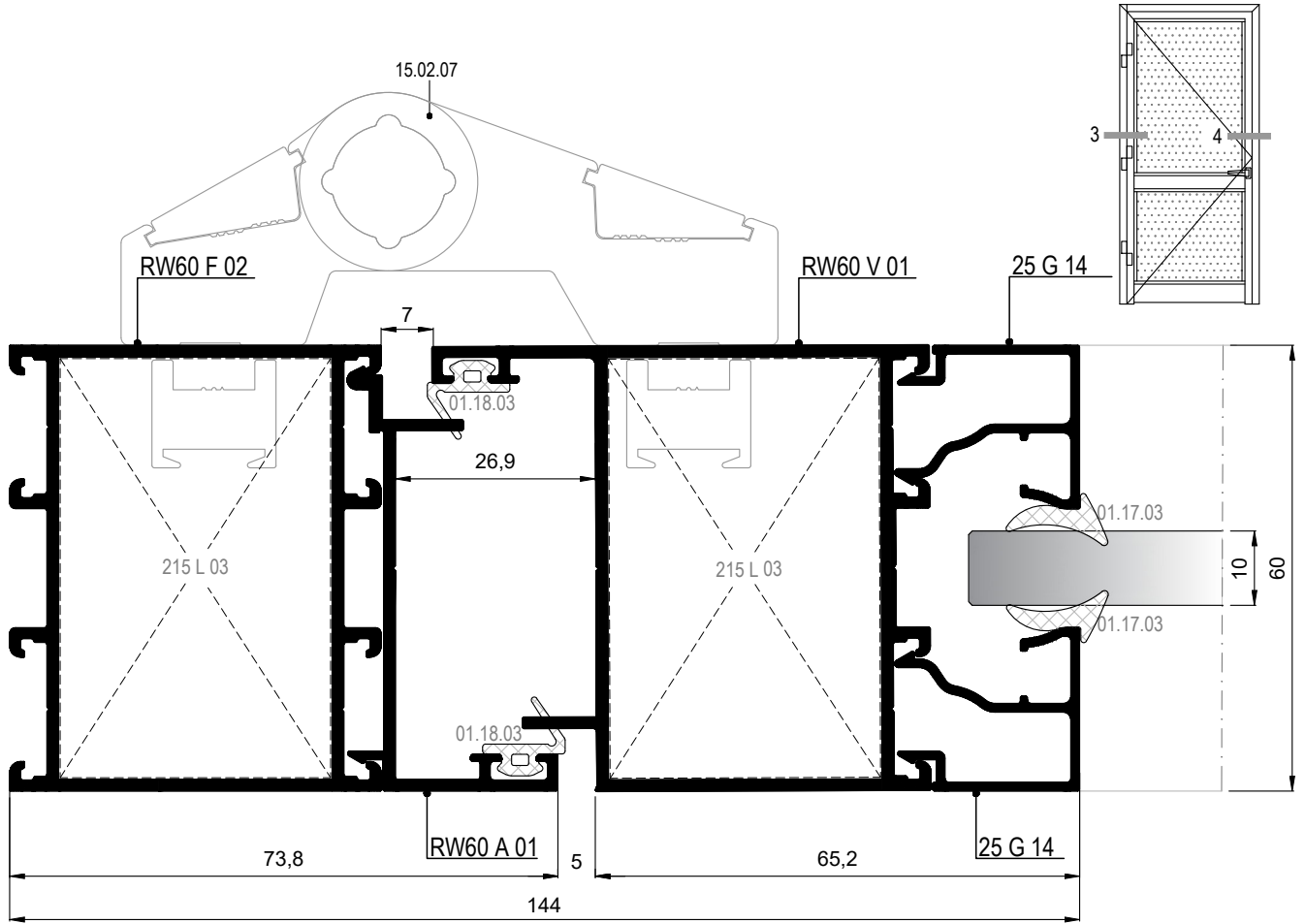


① DETAYI  
DETAIL

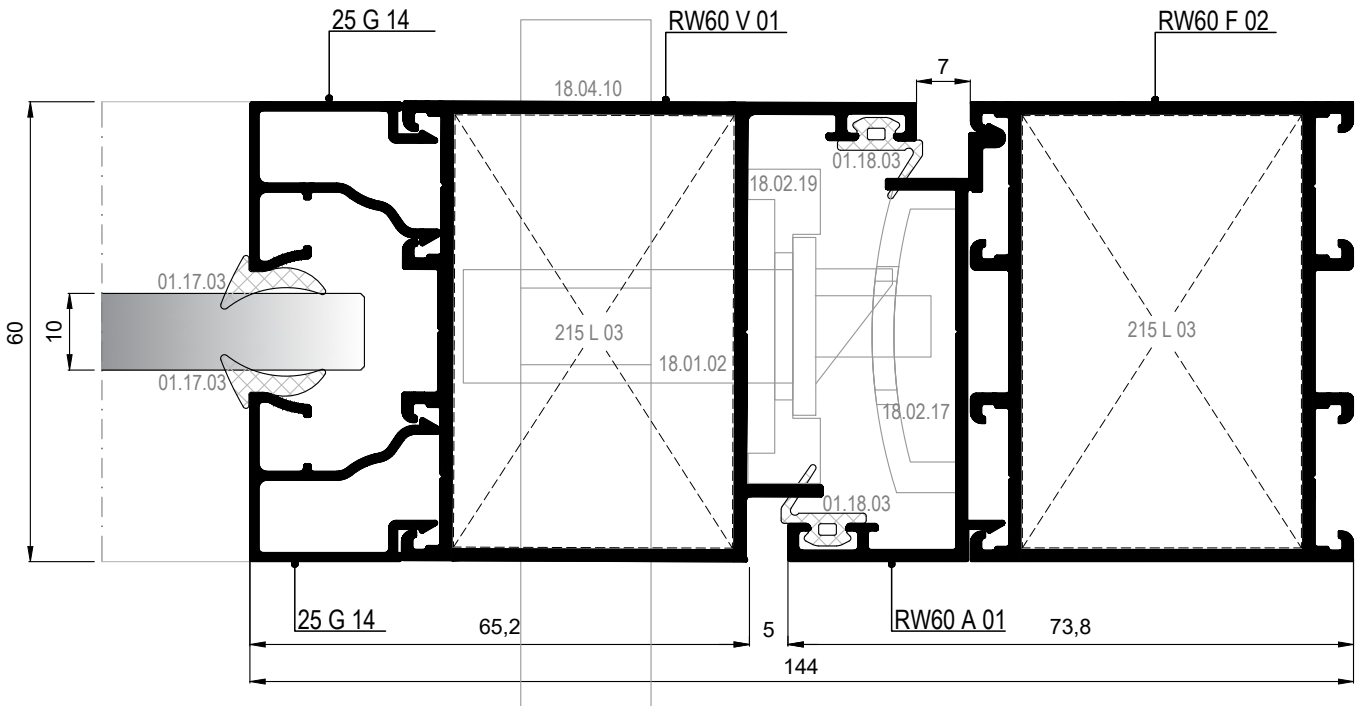


② DETAYI  
DETAIL

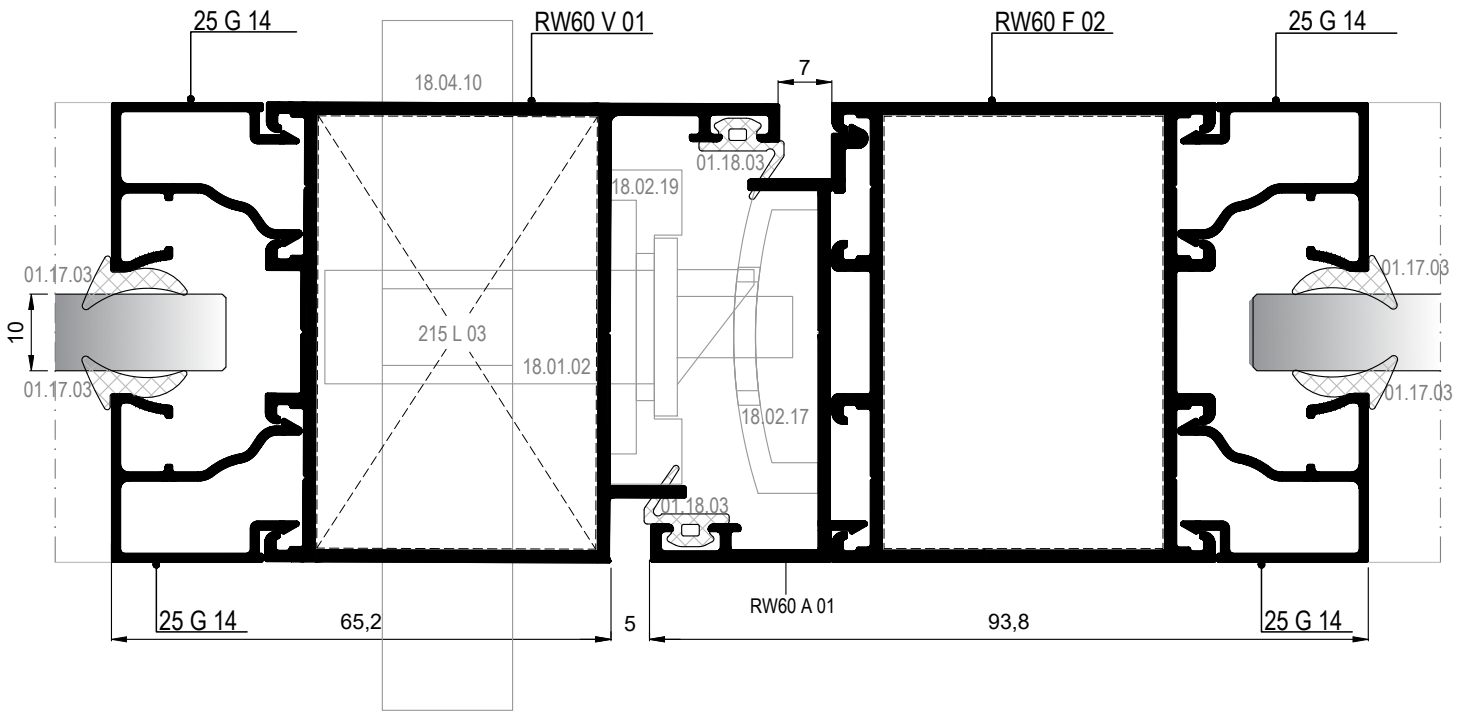
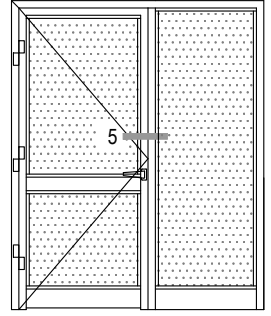




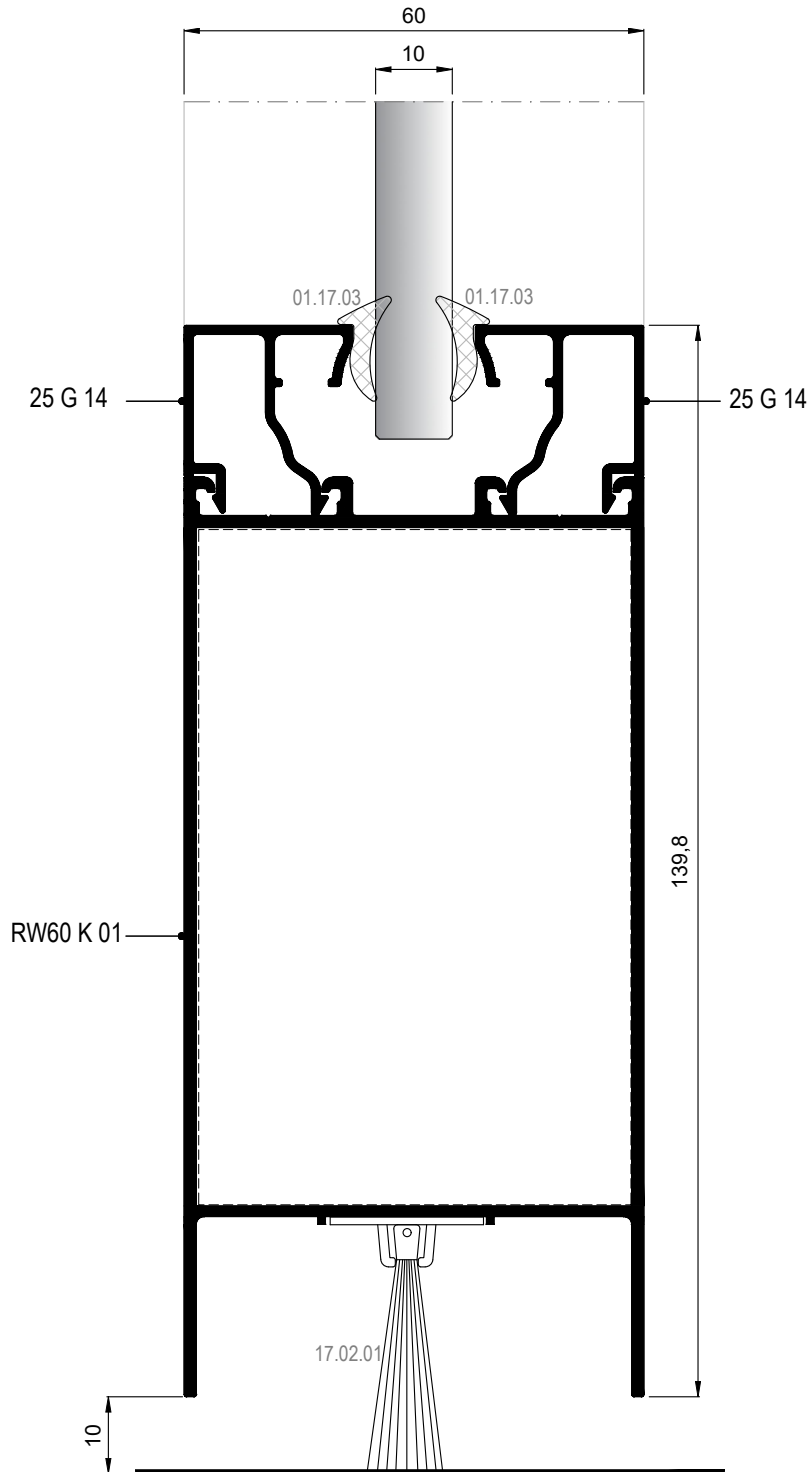
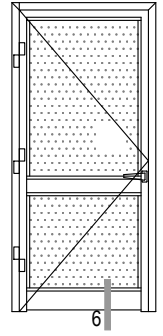
③ DETAYI  
DETAIL



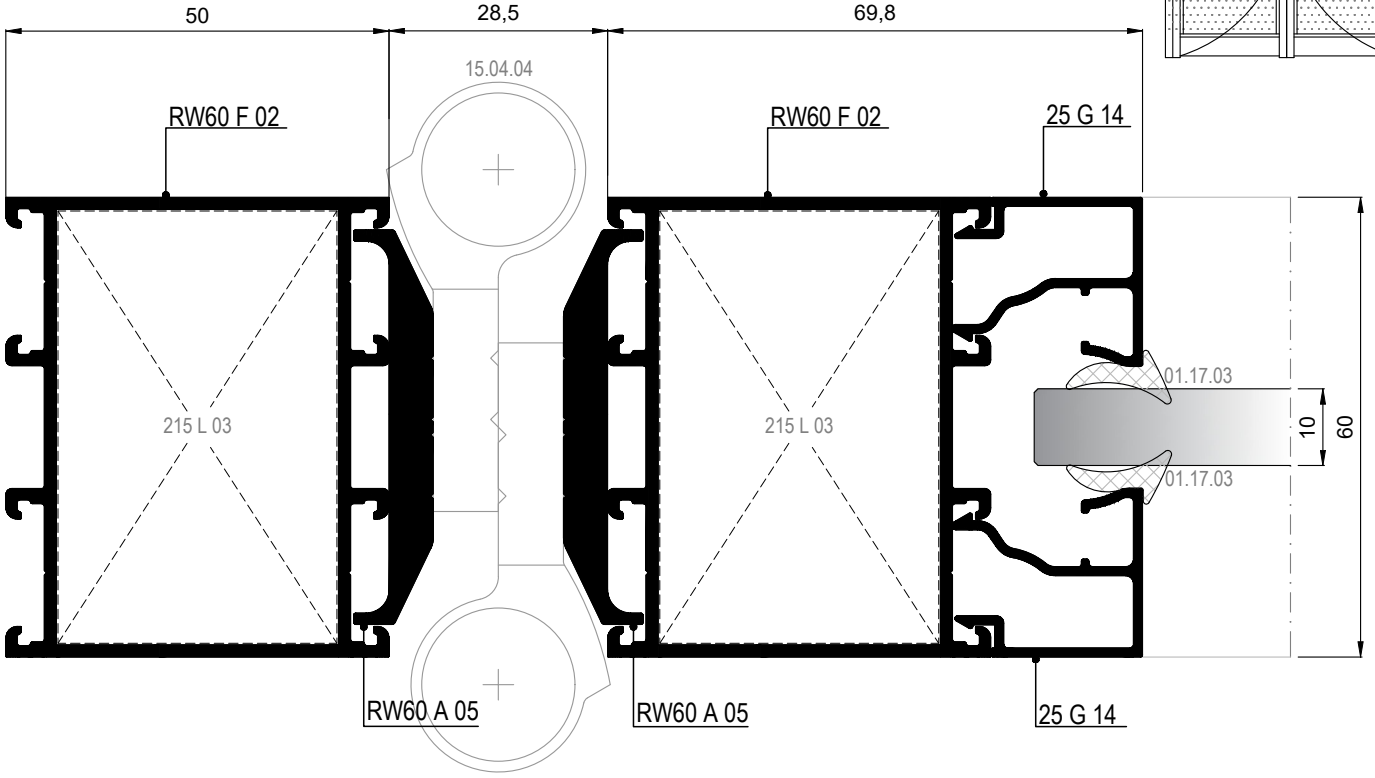
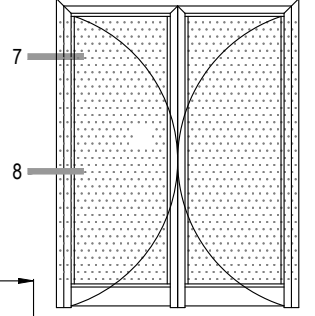
④ DETAYI  
DETAIL



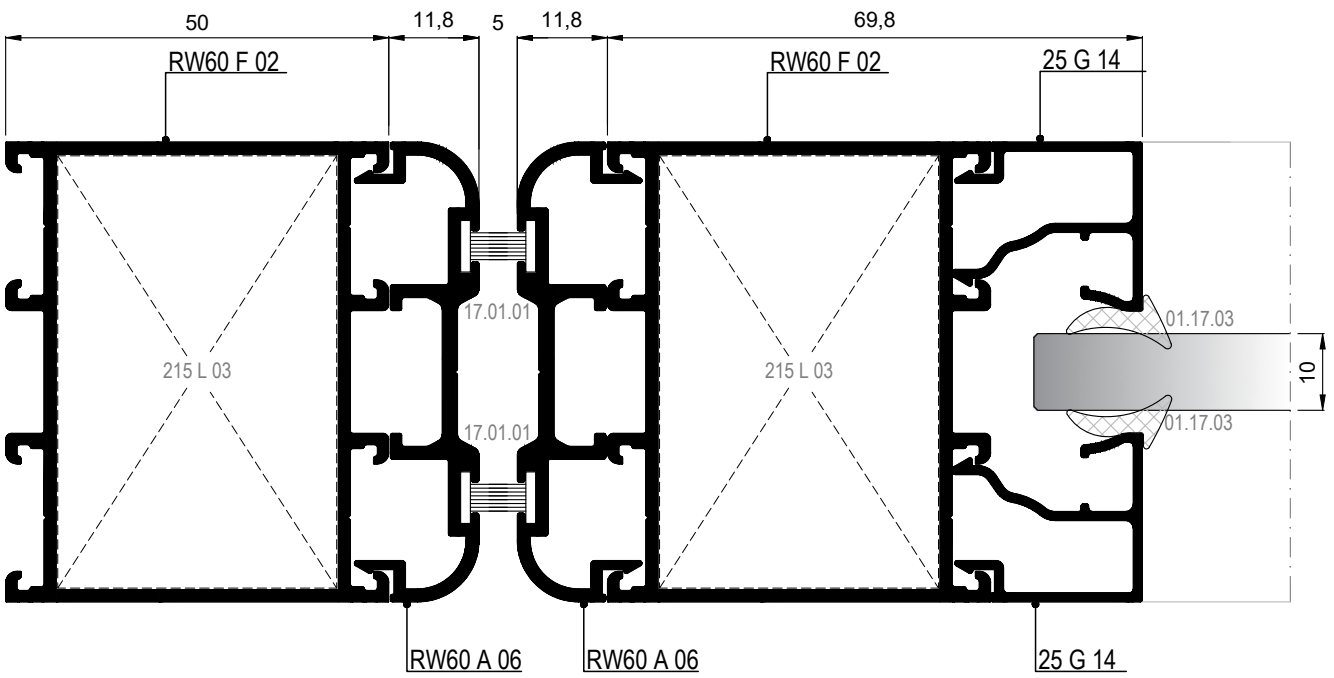
⑤ DETAYI  
DETAIL



ÇARPMA KAPI DETAYLARI  
SWINGING DOOR DETAILS

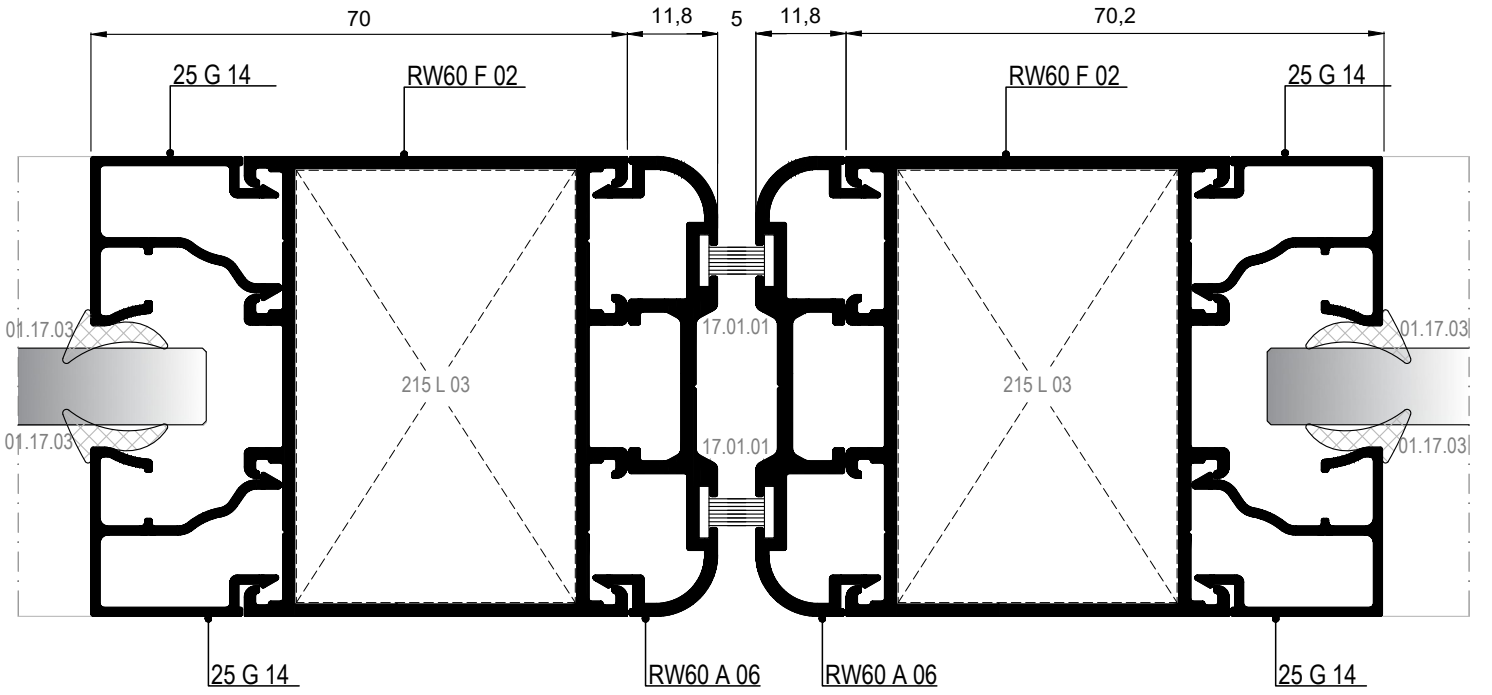
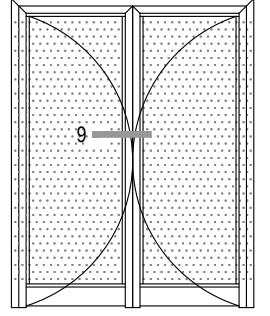


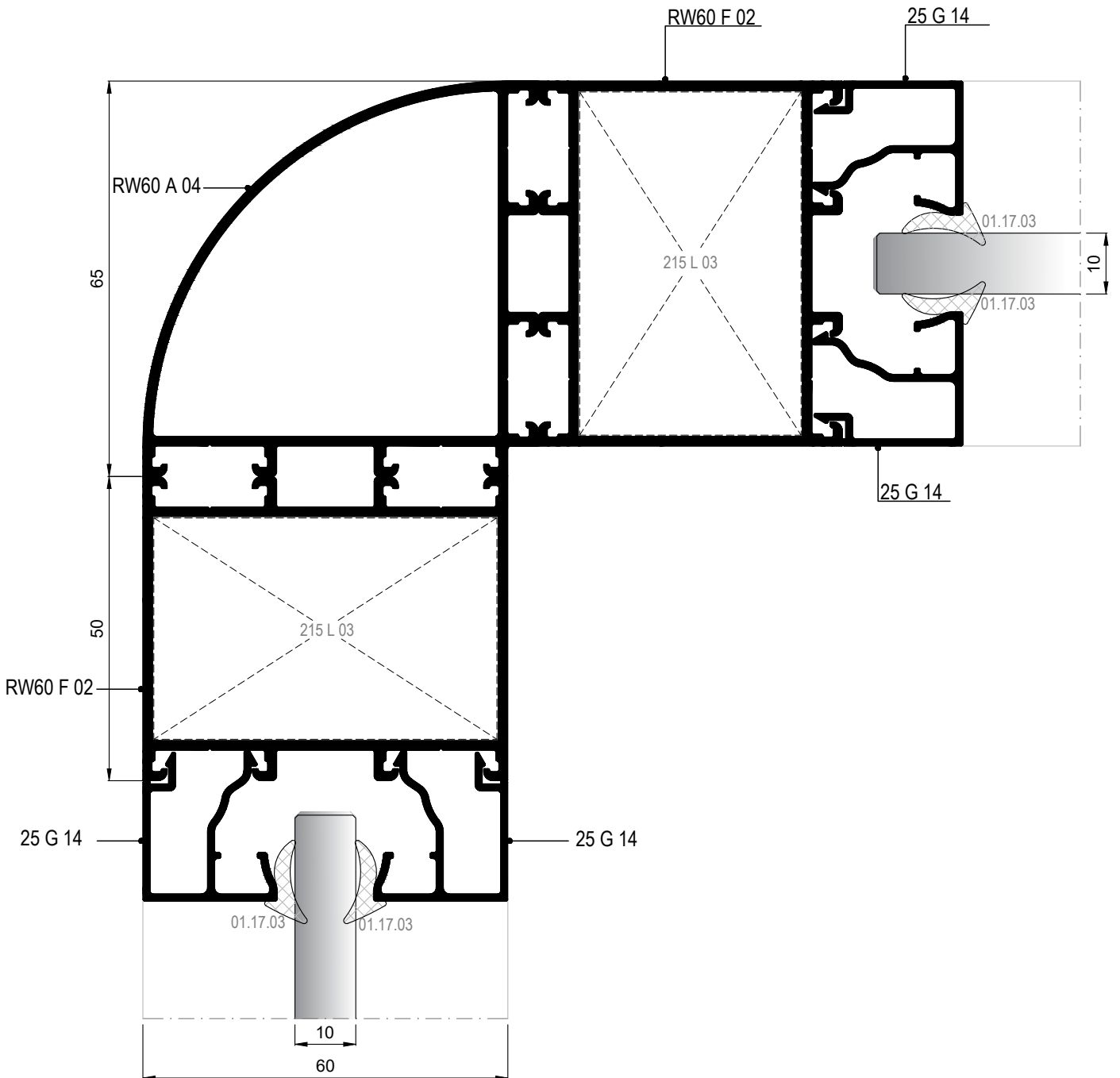
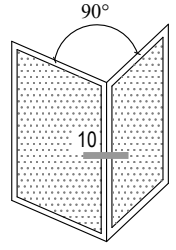
7 DETAYI  
DETAIL



8 DETAYI  
DETAIL

ÇARPMA KAPI DETAYLARI  
SWINGING DOOR DETAILS





# MİMARİ KATALOG

## ARCHITECTURAL CATALOGUE

Alüminyum Kapı Pencere ve Giydirme Cephe Sistemleri  
Aluminium Door Window and Facade Systems

# RW60

AKSESUARLAR

ACCESSORIES

01

02

03

04

05

06

07

08


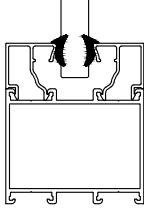

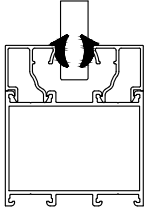

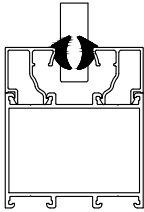

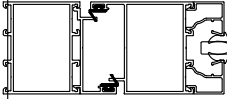

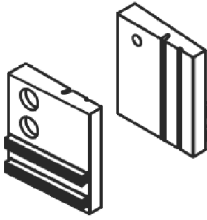
09

10

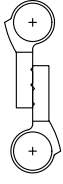
11

12



	<p><b>01.17.03</b> İÇ CAM FİTİLİ 2,8 mm INSIDE GLAZING GASKET 2,8 mm</p> <p>Malzeme / Material : EPDM Ağırlık / Weight : 59 gr/m Paket / Package: 254m / 15 kg</p>				
	<p><b>01.17.04</b> İÇ CAM FİTİLİ 3,6 mm INSIDE GLAZING GASKET 3,6 mm</p> <p>Malzeme / Material : EPDM Ağırlık / Weight : 71 gr/m Paket / Package: 210m / 15 kg</p>				
	<p><b>01.17.05</b> İÇ CAM FİTİLİ 4,6 mm INSIDE GLAZING GASKET 4,6 mm</p> <p>Malzeme / Material : EPDM Ağırlık / Weight : 89 gr/m Paket / Package: 168m / 15 kg</p>				
	<p><b>01.18.03</b> DIŞ BİNİ FİTİLİ OUTSIDE ACOUSTICAL GASKET</p> <p>Malzeme / Material : EPDM Ağırlık / Weight : 41 gr/m Paket / Package: 365m / 15 kg</p>				
	<p><b>17.01.01</b> KIL FİTİL 670x700 BRUSH 670x700</p> <p>Malzeme / Material Polipropilen / Polypropilene Paket / Package : 275 mt</p>				


## KAPI MENTEŞELERİ / DOOR HINGES



**15.04.04**

ÇARPMA KAPI MENTEŞESİ  
SWING DOOR HINGE

Malzeme / Material : Paslanmaz Çelik / Stainless Steel

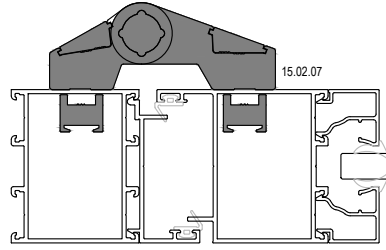
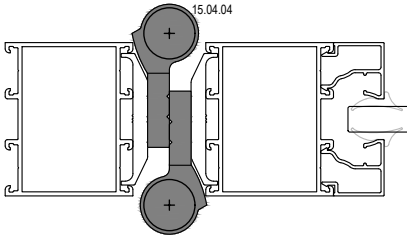


**15.02.07**

YERLİ KAPI MENTEŞESİ  
LOCAL HINGE FOR DOORS

Renk / Colour : Siyah-Beyaz-Gri-Eloksal  
Black-White-Grey-Anodized

100 kg için 2 adet kullanılmalıdır. / Should be used 2 for 100 kg.  
Max. kanat ölçüsü 900x2200 / Max. vent dimension 900x2200  
TS EN 1935



Ölçek/Scale: 1/3

KAPI KOLLARI / DOOR HANDLES



07.14.06

GIESSE KAPI KOLU  
GIESSE DOOR HANDLE

Renk / Colour : Siyah-Beyaz-Gri  
Black-White-Grey



07.14.07

RESCARA GLOBAL KAPI KOLU  
RESCARA GLOBAL DOOR HANDLE

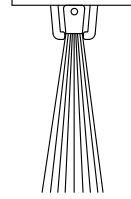
Renk / Colour : Siyah-Beyaz-Gri  
Black-White-Grey



07.14.08

RESCARA MULETA KAPI KOLU  
RESCARA GLOBAL DOOR HANDLE


Renk / Colour : Siyah-Beyaz-Gri  
Black-White-Grey



17.02.01

KAPI ALTI FIRÇASI  
BRUSH FOR DOORS

Malzeme / Material : Polipropilen / Polypropylene



KAPI KOLLARI / DOOR HANDLES

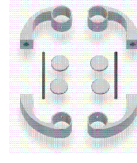


07.17.19

AKBANK KAPI KOLU  
DOOR HANDLE

Renk / Colour : Siyah-Beyaz-Gri-Eloksal  
Black-White-Grey-Anodised

Ölçüler / Dimensions: H:200 cm



07.13.10

AKBANK KOL APARATI  
DOOR HANDLE

Renk / Colour : Siyah-Beyaz-Gri-Eloksal  
Black-White-Grey-Anodised

		KIVRIK KOL DOOR HANDLE	
		Renk / Colour : Siyah-Beyaz-Eloksal Black-White-Anodised	
KOD CODE	Ø (mm)	A (mm)	B (mm)
07.17.10	25	200	130
07.17.11	25	300	130
07.17.02	25	400	130
07.17.27	25	500	160

		V KOL DOOR HANDLE		
		Renk / Colour : Siyah-Beyaz-Eloksal Black-White-Anodised		
KOD CODE	Ø (mm)	A (mm)	B (mm)	C (mm)
07.17.06	25	200	130	80
07.17.29	25	250	130	80
07.17.30	25	300	130	80
07.17.31	30	400	160	100


		U KOL DOOR HANDLE	
		Renk / Colour : Siyah-Beyaz-Eloksal Black-White-Anodised	
KOD CODE	Ø (mm)	A (mm)	B (mm)
07.17.08	25	200	80
07.17.35	25	300	80
07.17.36	30	400	100

		YARIM AY KOL DOOR HANDLE		
		Renk / Colour : Siyah-Beyaz-Eloksal Black-White-Anodised		
KOD CODE	Ø (mm)	A (mm)	B (mm)	C (mm)
07.17.32	25	200	130	80
07.17.20	25	300	130	80
07.17.33	30	350	160	100

		YAY KOL DOOR HANDLE	
		Renk / Colour : Siyah-Beyaz-Eloksal Black-White-Anodised	
KOD CODE	Ø (mm)	A (mm)	B (mm)
07.17.37	80	400	350
07.17.22	80	500	450
07.17.38	80	600	550
07.17.39	80	700	650
07.17.40	80	800	750

		BASTON KOL DOOR HANDLE		
		Renk / Colour : Siyah-Beyaz-Eloksal Black-White-Anodised		
KOD CODE	Ø (mm)	A (mm)	B (mm)	C (mm)
07.17.23	25	900	180	80
07.17.34	25	1000	180	80

## KAPI KİLİTLERİ / DOOR LOCKS



18.01.01

MAKARALI KİLİT  
MORTISE LOCK (WITH ROLLER)



18.02.19

DİLLİ KİLİT YATAĞI  
MORTISE LOCK PLATE

Renk / Colour : Siyah-Beyaz-Eloksal  
Black-White-Anodised



18.01.02


DİLLİ KİLİT  
MORTISE LOCK



18.02.17


DİLLİ KİLİT KARŞILIĞI  
STRIKER FOR MORTISE LOCK

Renk / Colour : Siyah-Beyaz-Eloksal  
Black-White-Anodised



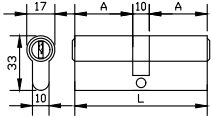
18.03.09

KAPI SÜRGÜSÜ (KISA)  
BOLT FOR DOORS (SHORT)



18.03.10

KAPI SÜRGÜSÜ (UZUN)  
BOLT FOR DOORS (LONG)

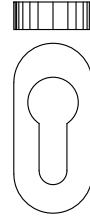


18.04.10

BAREL  
CYLINDER

Malzeme / Material : Krom-Nikel / Chrome-Nickel

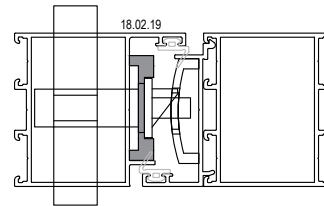
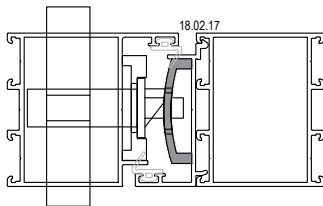
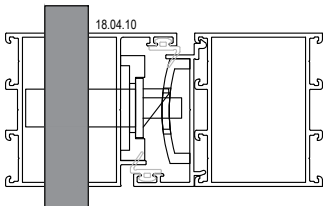
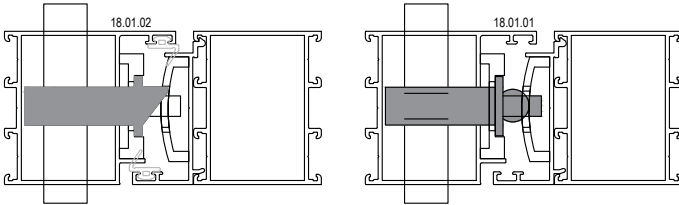
A	B	L
33	33	76



18.05.02

BAREL AYNASI  
CYLINDER COVER

Renk / Colour : Siyah-Beyaz-Gri  
Black-White-Grey



Ölçek/Scale: 1/3